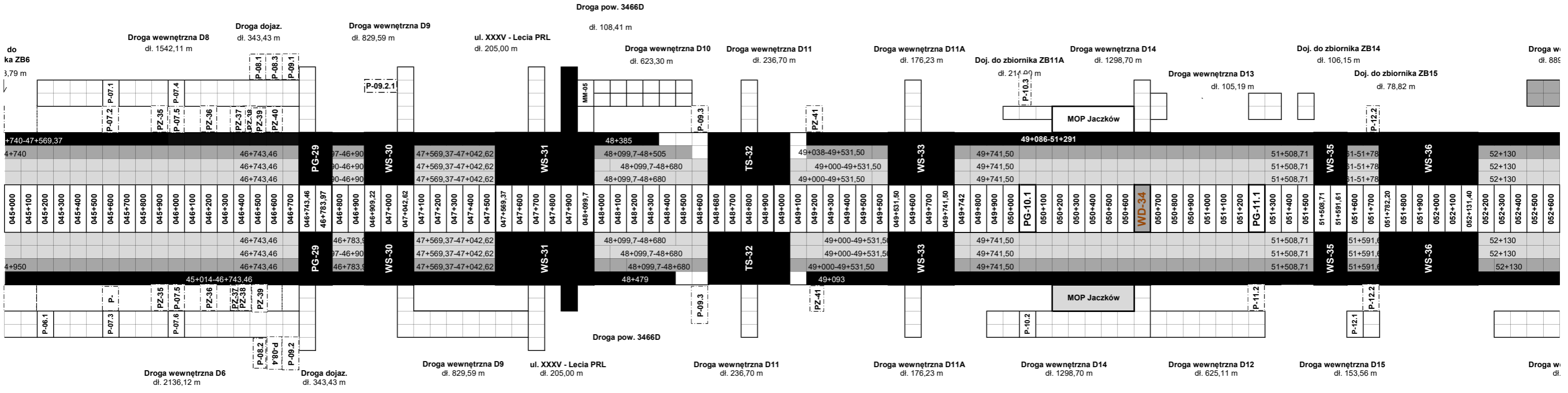
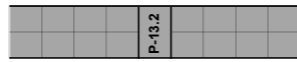


02.2024 r.




Koniec budowanego S3 (Zadanie III)

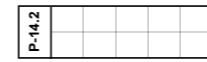
ewnętrzna D17
),64 m



Droga dojazd.
dl. 464,16 m




Droga wewnętrzna D19
dl. 341,09 m



			53+610																		
52+994,25	WS-37		53+017,90													54+338,22					
52+994,25			53+017,90													54+338,22					
52+994,25			53+017,90														54+338,22				
052+700	052+800	052+900	052+994,25	053+000	053+100	053+200	053+300	053+400	053+500	053+600	053+700	WD-38	053+800	053+900	054+000	054+100	054+200	054+262,82	054+300	054+338,22	
52+994,25	WS-37		53+017,90																	54+338,22	
52+994,25			53+017,90																		54+338,22
52+7994,25			53+017,90																		
			53+718																		

ewnętrzna D16
. 1713,98 m



Droga dojazd.
dl. 464,16 m

