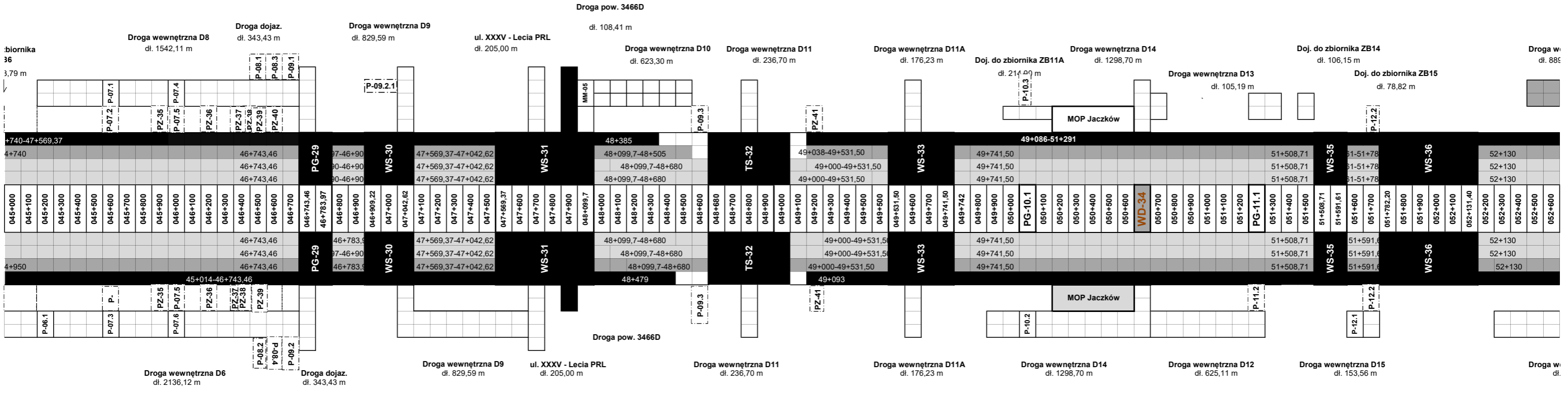
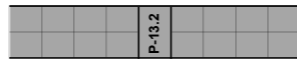


01.2024 r.



Koniec budowanego S3 (Zadanie III)

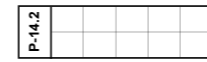
ewnętrzna D17
),64 m



Droga dojazd.
dl. 464,16 m




Droga wewnętrzna D19
dl. 341,09 m



			53+610														
52+994,25			WS-37	53+017,90										54+338,22			
52+994,25				53+017,90										54+338,22			
52+994,25				53+017,90										54+338,22			
052+700	052+800	052+900	052+994,25	053+017,90											054+262,82	054+300	054+338,22
52+994,25			WS-37	53+017,90										54+338,22			
52+994,25				53+017,90										54+338,22			
52+7994,25				53+017,90										54+338,22			
			53+718														

ewnętrzna D16
. 1713,98 m



Droga dojazd.
dl. 464,16 m

